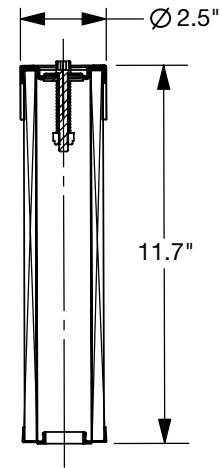
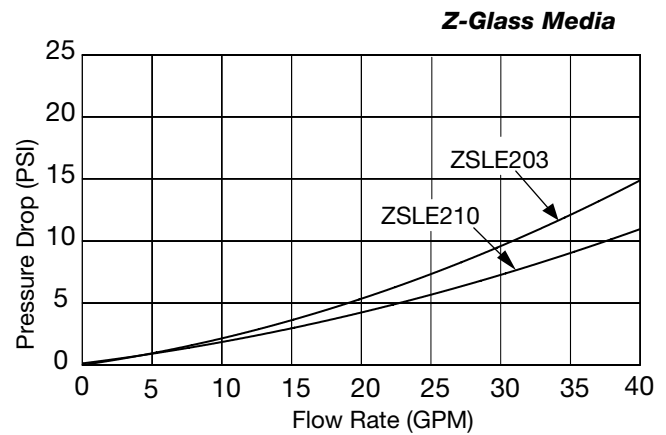
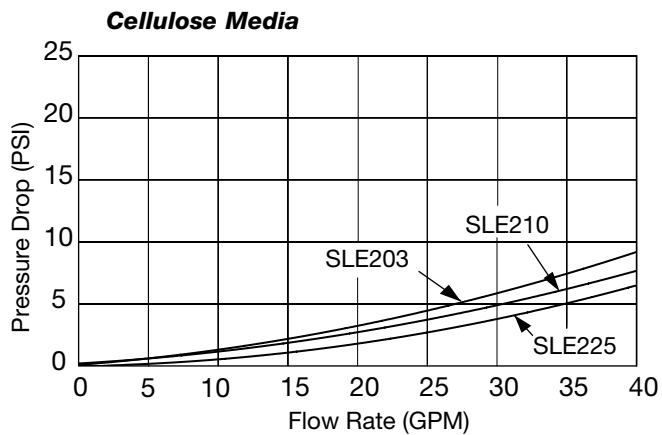


SLE2 & ZSLE2 SERIES FILTER ELEMENTS CELLULOSE AND SYNTHETIC

SLE2 & ZSLE2 FILTER ELEMENTS			
Code	Media Type	Nominal Rating	Absolute Rating
SLE203	Cellulose	$\beta_{<4\mu(c)} = 2$	$\beta_{11\mu(c)} = 75$
SLE210	Cellulose	$\beta_{5\mu(c)} = 2$	$\beta_{19\mu(c)} = 75$
SLE225	Cellulose	$\beta_{19\mu(c)} = 2$	$\beta_{36\mu(c)} = 75$
ZSLE203	Z-Glass	$\beta_{<4\mu(c)} = 2$	$\beta_{<4\mu(c)} = 200$
ZSLE210	Z-Glass	$\beta_{<4\mu(c)} = 2$	$\beta_{10\mu(c)} = 200$



Average pressure drop through clean assembly with 150 SUS oil at 105° F



Consult Manufacturer for Ordering Information